



GYANSHREE SCHOOL, NOIDA

CBSE BOARD EXAMINATION RESULT

Grade X • Academic Year 2025–2026

Comprehensive Performance Analysis Report

1. School Performance at a Glance







122Total Students Appeared
*Grade X Board 2026***100%**Overall Pass Percentage
*Zero failures recorded***84.15%**School Average Score
*Cumulative Aggregate***98.4%**School Topper Score
*Vedant Mittal***95.9%**Students in 1st Division
*of total students***80.3%**Students with Distinction
($\geq 75\%$)
of total students

2. Cumulative Score Distribution

The table below shows the spread of student scores across five performance bands:

Score Range	Above 90%	80–89.9%	70 – 79.9%	60 - 69%	<60%
No. of Students	49	36	23	09	5
Percentage	40.2%	29.5%	18.9%	7.4%	4.1%

TOP PERFORMERS

#1  Vedant Mittal 98.4%	#2  Peehu Bansal 97.6%	#2  Rishika Jain 97.6%	#3  Vivaan Nigam 96.8%	#4  Aarav Gahlot 96.4%	#5  Myra Varma 96.4%
--	---	---	--	---	---